



# High Current Anti Vandal Switch

## Ø 19mm

### Specifications

Electrical rating: 21A, 24VDC  
 Mechanical life: 1,000,000 Cycles  
 Electrical life: 50,000 Cycles  
 Contact resistance: 50mΩ Max.  
 Insulation resistance: 1000MΩ Min.  
 Dielectric strength: 2,000VAC  
 Operating /Storage temperature: -20°C to 55°C  
 Travel: 1.50mm  
 Moisture protection: IP67  
 Actuation force: 4N  
 Panel thickness: 1-11mm  
 Mounting nut torque: 5-14Nm  
 LED state for output image option :  
 1 LED : the LED is ON when the output is closed.  
 2 LEDs : first color is ON when the output is open,  
 second color is ON when the output is closed.

### Features & Benefits

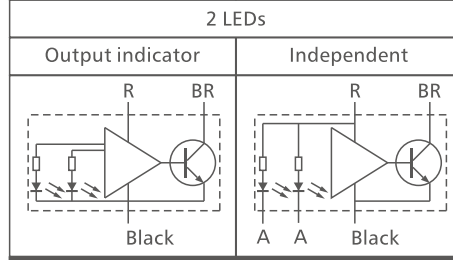
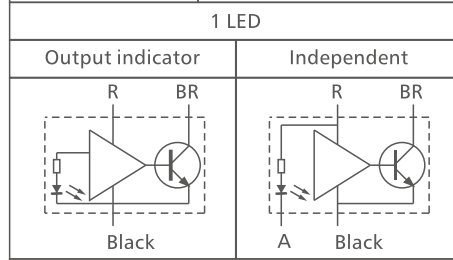
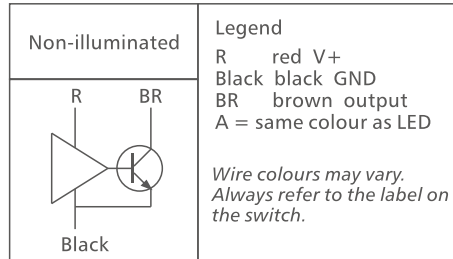
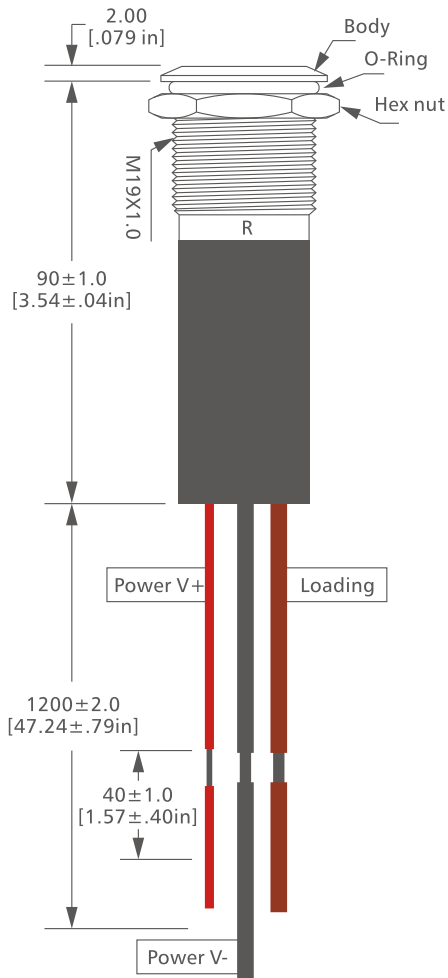
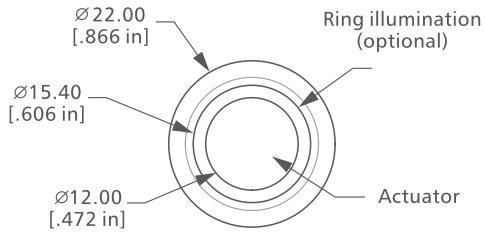
- 19mm diameter panel cutout
- Backlit label kit option
- Variety of LED option
- Dot, ring or power symbol illumination available
- Multiple actuator options
- Pilot indicator option
- IP65 rated,
- Momentary Off-(On), Latching Off-On

### Part Number Configurator

| Series | Actuator Options  | Terminal Options                   | Function Options   | Rating Options                               | Material Options  | Illumination Style Options   | LED-Color Options  | Illumination Voltage Options                                 | LED Functions   | Graphic (Optional)                       |
|--------|---|------------------------------------|--|--|---|--|--|--|---|--|
| L19Y   | <input type="checkbox"/> F- Flat<br><input type="checkbox"/> H-High | <input type="checkbox"/> C- Cable* | <input type="checkbox"/> M- Momentary Off-(On)<br><input type="checkbox"/> Z-Latching Off - On | <input type="checkbox"/> NONE-Max. 21A24V DC | <input type="checkbox"/> S-Stainless steel<br><input type="checkbox"/> A-Black anodized | <input type="checkbox"/> NONE-Non-illum.<br><input type="checkbox"/> D-Dot<br><input type="checkbox"/> R-Ring<br><input type="checkbox"/> X-Backlit label kit*** | <input type="checkbox"/> NONE-Non-illum.<br>W- White<br>Y- Yellow<br>B- Blue<br>G- Green<br>R- Red<br>O- Orange<br>RG-Red/Green<br>RB-Red/Blue | <input type="checkbox"/> NONE-Non-illum.<br>1-Base voltage** | <input type="checkbox"/> S-Independent<br><input type="checkbox"/> C-Output indicator | <input type="checkbox"/> LE-Laser etched |

### Notes:

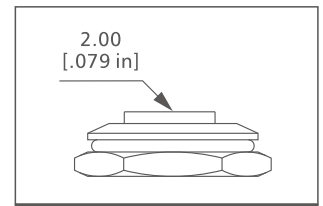
- ( ) denotes function is momentary
- \*Cable length 1200mm
- \*\*The base voltage for rating
- \*\*\*5 ICON labels included, flat actuator only



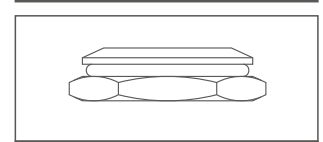
**Wiring Diagrams**



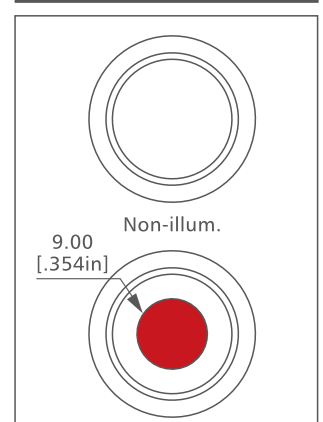
**5 ICON Labels Included**



**High Actuator**



**Flat Actuator**



**Non-illum.**

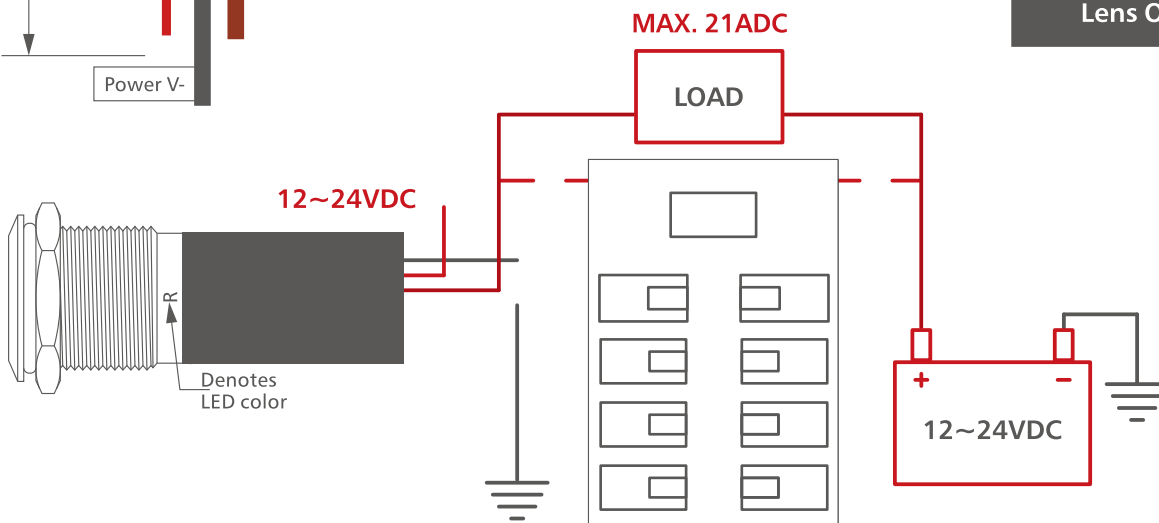


**Dot illum.**



**Ring illum.**

**Lens Options**



**FUSED BATTERY OR  
CIRCUIT BREAKER PROTECTED  
DISTRIBUTION PANEL**

**!** Important: Proper wiring must be followed!  
Improper wiring may cause damage to switch